


VU Tip Dereceli Döner Tablalar


VU 150
VU 200



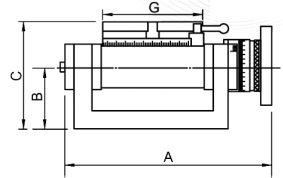
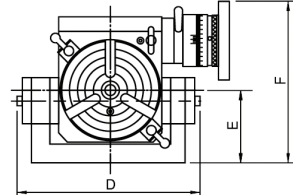
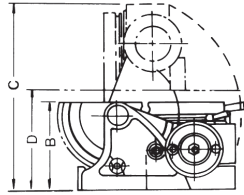
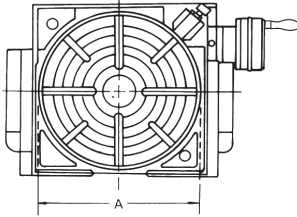
• VU 150 Ayna Çapı 160 mm'dir.

• VU 200 Ayna Çapı 200 mm'dir.

VU 300



• VU 300 Ayna Çapı 250 mm'dir.



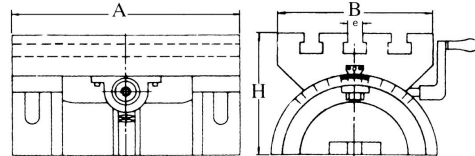
• Tabla eğilim mesafesi 90° dir. • Dişli oranı 90:1

• Güçlü tip

MODEL	A	B	C	D	E	F	G	Kg	Kod
VU 150	266	75	140	246	90	216	150	21	1001 - 012
VU 200	429	111	177	432	141	283	205	50	1001 - 013
VU 300	300	185	370	208				93	1001 - 010

Sinüs Dereceli Tablalar

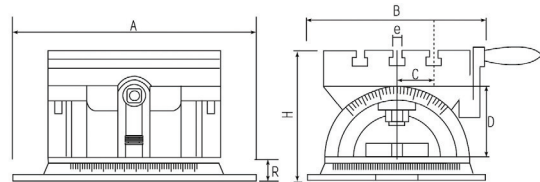

VP



• Öne ve Arkaya ölçü cetveli ile 45° açı verilebilir.
• Kalıpcı freze ve CNC için uygundur.

MODEL	TABLA			T Kanal	Kg	Kod
	A	B	H			
VP 180	185	132	95	13	7,5	1004 - 089
VP 250	255	180	136	116	22,5	1004 - 090
VP 380	380	255	181	16	69	1004 - 091
VP 600	600	300	202	16	100	1004 - 092

VP - S (Dereceli)



• Öne ve Arkaya ölçü cetveli ile 45° açı verilebilir.
• Kalıpcı freze ve CNC için uygundur.
• 360° dönerlidir.

MODEL	TABLA			T KANAL			Kg	Kod
	A	B	H	e	C	D		
VP 250 S	243	230	177	10	50	90	40	1004 - 100
VP 380 S	360	270	233	12	68	127	76	1004 - 101